







T3 VALVES



Authorized Distributor

T3 Pressure Control Equipment/Valves is under one of NOV Mission's products and it consists of Annular and Ram Type Blow Out Preventers, Production and Drilling Chokes, Control Valves and API 6A and 6D Gate Valves, including of Manifolds, Spools, DSA's, Studded Tees and Crosses, Flanges and Specialty items.

Featured Valves

		
T3 FC Valve	T3 HPT™ Valve	T3 Mud Valve
Available Sizes: 2 1/6" - 4 1/16"	Available Sizes: 1 13/16" - 11"	Available Sizes: 2", 3" and 5"
Available Pressure: 5,000 PSI WP - 15,000 PSI WP	Available Pressure: 5,000 PSI WP - 20,000 PSI WP	Available Pressure: 7,500 PSI WP
		
T3 Reset Relief Valve	T3 Subsea Production Applications - Manual & Hydraulic With Linear Override	T3 Torque Reduction Manual Operator (TRMO)
Available Size: 3" Orifice Size	Available Sizes: 3 1/16", 4 1/16 & 6 5/8"	Available Sizes: 4 1/16" - 11"
Available Pressure: 5,000 PSI WP - 10,000 PSI WP	Available Pressure: 5,000 PSI WP - 20,000 PSI WP	Available Pressure: 10,000 PSI WP - 20,000 PSI WP


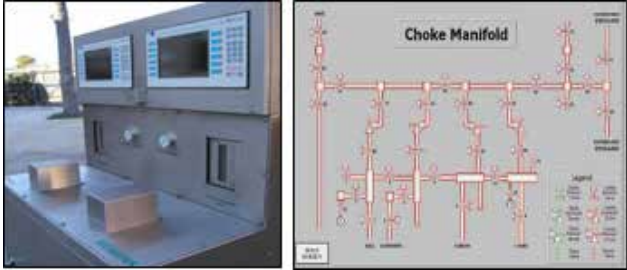
Featured Actuators

	
T3 Hydraulic Double Actuating Actuator	T3 Fail Safe Actuator
Available Sizes: 2 1/16" - 11"	Available Sizes: 2 1/16" - 9"
Available Pressure: 5,000 PSI WP - 20,000 PSI WP	Available Pressure: 5,000 PSI WP - 20,000 PSI WP

T3 VALVES

Authorized Distributor

Featured Drilling Choke and Controls

	
<p>T3 HXE G2 Choke</p>	<p>T3 HEC (High End Controls)</p>
<p>Available Sizes: 2 1/16", 2 9/16", 3" and 4"</p>	<p>Product Adaptation: Drilling Chokes, BOPs, Choke Manifold, Hydraulic Relief Valves and Gate Valves</p>
<p>Available Pressure: 5,000 PSI WP - 20,000 PSI WP</p>	<p>Available Designs: Designed and tested per customer specifications</p>
<p>Orifice Sizes: 1 1/2", 2" and 3"</p>	

Featured Manifolds

		
<p>T3 Choke & Kill Manifolds</p>	<p>T3 Underbalanced / MPD Manifolds</p>	<p>T3 Flowback Manifolds</p>
<p>Available Sizes: 2 1/16", 2 9/16", 3" and 4"</p>		
<p>Available Pressure: 5,000 PSI WP - 20,000 PSI WP</p>		
<p>Orifice Sizes: 1 1/2", 2" and 3"</p>		